



District Report Card: 2017


State: Haryana	District: Sirsa
Class: 5	Subject: Language
Schools: 61	Students: 1267


Participation/Coverage


Students

<div>GENDER</div> <div></div>	Boys		Girls	
	Number	%	Number	%
	576	45.46	691	54.54

<div>AREA</div> <div></div>	Rural		Urban	
	Number	%	Number	%
	1078	85.08	189	14.92

<div>CATEGORY</div> <div></div>	SC		ST		OBC		GEN	
	Number	%	Number	%	Number	%	Number	%
	818	64.56	3	0.24	300	23.68	146	11.52

<div>CWSN</div> <div></div>	LD	VI	HI	S&LD	ID	Oth
	1	7	1	1	3	7

<div>Management</div> <div></div>	Government		Government-aided	
	Number	%	Number	%
	1252	98.82	15	1.18

Average Performance of Students in Language (%)

Overall	Gender		Area		Management		Social Group			
	Male	Female	Rural	Urban	Govt.	Aided	SC	ST	OBC	GEN
56.54	57.72	55.56	57.19	52.84	56.59	52.44	55.66	55.56	57.18	60.18

Performance on Learning Outcomes (LOs)

Learning Outcomes	Description	Average Performance(%)
L504	Reads and comprehends independently storybooks, news items/ headlines, advertisements etc.	54.71
L508	Reads text with comprehension, locates details and sequence of events	57.46

Range of Performance of Students who Answered Correctly							
Below 30%		30% - 50%		50% - 75%		Above 75%	
Number	%	Number	%	Number	%	Number	%
183	14.44	318	25.10	476	37.57	290	22.89

Lowest Performing Learning Outcomes (LOs)

- 1 - Reads and comprehends independently storybooks, news items/ headlines, advertisements etc. (54.71)
- 2 - Reads text with comprehension, locates details and sequence of events (57.46)